

How To Teacher Your Baby To Read Within One Year



- 9 months old -



- 9 months old -



- 9 months old -



- 18 months old -



- 18 months old -



- 18 months old -

How To Teacher Your Baby To Read Within One Year

About My Teaching Reading to My Son

By telling my story about teaching my son first, you may understand what I have experienced—good or bad, so you can avoid some mistakes I have made, and do better jobs than I have done...

I have always believed that every baby is a genius if we provide them the precious opportunities to learn. Babies love to learn, because learning is fun and is their surviving skill. Just think about how amazingly fast a baby learns his language—no rules, no grammars, and he just picks it up naturally. How could an adult ever be able to compare with this ability?

I read so many different books about early education, especially non-traditional early education books to support and materialize my belief. Among them, the philosophies that influence me the most are Dr. Glenn Doman and Dr. Maria Montessori. They both had medical background and both contributed a great deal on non-traditional early education methods to train the brain-injured babies to read, and then both of them transformed this theory to educate well babies to read. Indeed, if a trained 3-4 years old brain-injured kid can read better than a normal 6-7 years old well kid, what would happen if we train a well baby to read?

There is an old saying: "To see is to believe." So, like all students from all over the world to take this training program, I spent \$1,000 tuition, and another \$1,000 for hotel and food, I went to "The Institutes for the Achievement of Human Potential" in Pennsylvania to take the "How to Multiple Your Baby's Intelligence" children brain development training program in order to meet all these experts and little geniuses in person (www.iahp.org). The institute was founded by famous early-education pioneer, Dr. Glenn Doman over 50 years ago, for both the brain-injured babies and well babies.

It was a wonderful experience to meet tons of little GENIUSES there. I met kids from 6-months old to 14 years old, most of these 4 years old to 14 years old kids could read 4-6 languages, do math that much more advanced than their age level, do gymnastics, swimming, play violin at almost professional level... And those kids were trained by their parents whom most of them do not speak foreign languages and do not have musical background and etc.! I could not really believe my eyes if I had not seen it. Many

How To Teacher Your Baby To Read Within One Year

students were touched to tears (including me) on the very formal graduation ceremony. From that moment, I was even more convinced and confident that such “BABY GENIUS” theory is **NOT A MIRAGE; it is a practical MIRACLE that will turn our fancy dreams true.**

I remember that one 6-year-old black girl whom has neuro problems was reading the medical term words on a huge heart anatomy poster, and put all the words cards to the right part of the heart poster. I could only read 5–6 words on that poster such as words everybody knows: “heart, vein...” She then did a quite complicated math equation problem. When Dr. Jennet (Dr. Doman’s father) thanked her and her father was ready to leave, the girl was begging her father: “No, daddy, can we play one more? Just one more please!” When we were amazed and clapping to praise her excellent performance, she was screaming very loudly, because her neuro problems made her too sensitive to the noise. I then talked to her doctor father at the recess time. He said that they had done better job to their little daughter this time, because when they first took this “How to Multiple Your Baby’s Intelligence” course 20 years ago, they were not as experienced as now. They applied the “Doman theory” to their elder daughter; she is now a medical school student.

Dr. Jennet (Dr. Doman is very old now, most of the lectures were taught by his daughter Dr. Jennet) told us an interesting phenomenon. She said that over all these 50 years experiences, they have found the students who had the least doubtless and asked least questions of concern about the “baby genius” theory are those parents of brain-injured babies. They would not ask questions like: “Hey, my parents never did anything special to me, and I am doing just great! So why should I put this much efforts on my kids?” They do not have time and mood to ask such question, since it seems obvious that their kids are not doing great, they are brain-injured. Their parents only have one solid motivation—they want their dear brain-injured child to be able to walk and speak, but surprisingly, those parents have done best job on teaching their brain-injured babies to read as well.

One of my neighbors, a college professor asked me the same question: “Hey, my parents never did anything special to me, and I am doing just great! So why should I put this much efforts on my kid?” I remember this professor told me that most of his siblings were not educated, still live in very backward countryside in China. If I am that parent, I certainly wish all my kids have equal opportunities to be well educated, and it is my responsibility to do the best I can to equip them with best physical, intellectual, and

How To Teacher Your Baby To Read Within One Year

moral surviving skills I can offer—and then it will be their choice to do whatever they want to do in their lives to benefit the society, the country, the family and themselves...

I decided to take Montessori elementary I & II training program to experiment with new methods of teaching 6 to 12 years old elementary students. I feel that if we apply Montessori's elementary teaching techniques to Doman theory, the result would be really a miracle. Because Dr. Montessori invented many good curriculum methods and tools that make the materials control the error—correcting, and self—learning in a fun, and game—playing way, rather than letting kids sit still row by row in the classroom and listen to the teacher's lectures, which is extremely hard for kids, and is even harder if we want to teach our much more advanced toddlers and young children with this traditional methods. [Say, if our babies and toddlers already can read, what to learn the next and how?](#) I feel that Dr. Montessori's Grade 1 to 6 elementary methods would be especially useful if we apply them to the young toddlers and young children to [catch their strong curiosity with the understanding of their short attention span](#).

I applied the combination of these newly learned methods with my son when he was 9 months old. I spent \$50 + 20 shipping to order Dr. Doman's basic reading kit contains about 75 words and 25 phrases cards (www.iahp.org). And then I spent a day to choose 1,000 English words, categories from "family, body, organs of human body, objects, home, transportations, and animals" to "50 states of the U.S.A". I bought tons of white poster boards to cut long pieces of words cards as instructed in the book and then wrote large words in red marker pen.

After a week of hard working on cutting poster boards and then writing words one by one on the poster boards use the red marker pen, I only finished making about 2 hundred cards and my mind was spinning. This is going no where, I sighed. Maybe I should just spend some money and let a printing company to print these 1,000 words.

Luckily, I went to Walt-Mart to buy some stuff the next day, and I saw some "card stock" there, they look like the regular 8.5" x 11" white paper, only much harder, the thickness of the paper are actually like 8.5"x11" white index card, close to the poster board. I then found that I could just **buy 4 pack of "Card Stock" in STAPLES** (www.staples.com), they are \$8.98 for a 250 sheets pack, 4 packs have 1,000 sheets and cost only **\$36 total**. (Or you can find them in Walt-Mart, \$4.99 and 150 sheets per pack).

How To Teacher Your Baby To Read Within One Year

I later discovered that the most inexpensive way to print all these 1,000 words flash cards and math cards out is using 5"x8" white index cards (www.staples.com); they are \$8.98 for a 500 sheet pack.

I started teaching my son reading with Dr. Doman's methods: I followed the every detail strictly as Dr. Doman instructed:

I did 5 times a day, 5 words per group, 1 second per word to point and read to my son. That is total of 15 words a day for 5 days. Starting from the fifth day, I add a new 5-word group and get rid of an old group every day. The total reading time was about 10 minutes everyday. (Later I realized that you do not have to follow exactly this way, I started taking 20–50 words from the same category in the box and read them one by one with my son twice a day: before nap time and before bed time, you can do more if you have more time. But of course the more in tensed program within your baby's interest range would have faster results.)

And the result was amazing. Three weeks later he pointed to his name word on the wall when I say his name one day. He also pointed to my bellybutton one time when I showed him the big word card: bellybutton. Maybe it happened because every time when I read the bellybutton word to him, I was pointing to my own bellybutton to make it more interesting to him.

I did not test him as Dr. Doman always instructed and reminded, I did not pay quite attention to my son's reaction, but the incident happened again when we went out to have dinner in a restaurant with friends. I was telling our friends about my son's bellybutton story, and then as soon as my son heard the word "bellybutton", he immediately unveiled my cloth and pointed to my bellybutton in front of everybody that made everybody laughing but made me so embarrassed!

However, two months later, when my son turned 11 months, he can walk and he lost interest of reading completely because he suddenly acquired a new ability to explore around which seems more fun than his old plain words! He would turn away as soon as I started reading flashing cards to him. So I had to abandon my teaching for 2 month, while I started searching some new way to arouse his interest. (He resumed his flash cards reading interest when he was 15 months old as he gradually realized and very proud of himself that he can read...)

How To Teacher Your Baby To Read Within One Year

If you search www.amazon.com for Dr. Doman's "How to teach your baby to read" book, you will find that the reviewers had very polarized and controversial reviews. For those whom say "very disappointed" or "don't waste time and money on Doman" based on their failure experiences, I knew the reason because I experienced the same dilemma: I had already spent a lot of money and time to prepare the materials by now, but the child suddenly lost interest of learning reading and it seemed nothing we can do in such situation. After all, there is nothing you can do to force an 11 months kid to read. Besides, even if a nice obedient child was able to be forced to does something his/her parents want him/her to do; he/she might one day lost interest to it completely for the rest of his/her life with negative shadows.

So I guess so many parents must have been desperate and stopped teaching reading at this point and started writing negative reviews on Dr. Doman's classic reading book. But I had the feeling that Dr. Doman and so many other early education books that have the similar philosophies are perfectly right about this theory. Every child is different; after all, Dr. Doman is not every child's private tutor, his book is our lighthouse in the dark sea that gave us the right direction and philosophy, it is our own responsibility to adapt and modify other's successful experiments a little to suit our own child. There is an old saying in China: "Every road leads to Rome." There is another Chinese old saying: "Whoever catches the mouse is a good cat, no matter it is a white cat or a black cat." With Dr. Doman's finger pointing to the direction of Rome, I guess it makes sense that someone takes one day or two sooner or later reach to Rome **depends on how much effort you have put in it**. That is, as long as you keep on going, of course.

I then remember years ago I read another book about a Chinese genius whom went to college when he was 12 years old. His chemistry professor father started teaching his son to read when his son was a few months old, he put **little word stickers on every object possible in the house**. And when he was 9 months old, he was able to match words with those objects before he was able to talk.

Good, here I go! Since my husband is a neat freak and would not like the idea of putting stickers around the house, I simply **spent half a hour to type and print all the object words beautifully, using Font 150, Arial narrow. Then cut them out and stick them around every object in the house** including his bedroom. Hey, it works. No reading lessons at all, the next morning, right after my son getting up, I saw his eyes lit up, he looked around and was laughing, he patted his bed and pointed to the word sticker on

How To Teacher Your Baby To Read Within One Year

the wall and said in a happy voice: “ba! Ha-ha, ba!” (He can not speak the full word yet at 11 months, he says “ra” when he sees the rabbit.)

So I carry him in one arm and point and read every word sticker in the house to him every morning as soon as he gets up. During the day, I pointed and read every word that he was looking at. Every time I read them to him spontaneously whenever he is interested in them or is in good mood.

About 2 weeks later, those words were done. I did not really test him, because Dr. Doman says the kids are like us adults, we like to study but hate the exams. They do not like to be tested. That was also a point that some Dr. Doman’s book reviewers ironically say that it is surely safe to say “do not test kids” when you try to sell your teaching reading book. But I believe it is true and I do not want to do it as much as I could so I would not determine his interest on reading. Besides, I do not need to test him anyway since he would automatically “show off” his reading ability now and then. I knew those words were done because once he picked a “table” sticker and other stickers somewhere on the floor that he peered off a few days ago, he stuck the “table” word back to the table again and etc. He thought he was playing interesting games all the time and he was happy like a bird.

But again, every child is different, do not be frustrated and stop if you not seeing a tiny bit of sign that your child can read like those reviewers whom wrote negative review to Dr. Doman’s book! That is also one of the reasons why so many people from all over the world to attend Dr. Doman’s “How to multiply your baby’s intelligence” course every year. Some are even the second generations of Doman’s reading program beneficiaries. They came with the questions such as “what to do—my child lost interest on reading?”

I remember Dr. Doman’s daughter Dr. Jennet told us a story about one parent wrote her a letter. It says she started the reading program when her daughter was a 7 months old, and all her relatives including her husband and herself were laughing but somehow she continued anyway without any testing her daughter. And her daughter has never showed any sign of reading after 1 year of teaching!!! When the girl was 2 years old, one night she was very tired but still continued reading the bedtime story book with her daughter. Then she suddenly heard her daughter asked: “Mom, why not read that page?” She could not believe her ear and could not hide her excitement:” Sorry dear, but how did you know I forgot that page?”

How To Teacher Your Baby To Read Within One Year

I believe things happens in this story is not very common, I asked many parents whom had done the reading program, their children all had showed the sign of reading ability spontaneously now and then, soon or later. **Just keep on doing it continually and you will be there!**

I then bought Baby Bumblebee “**Bee Smart Baby Vocabulary Builder**” 5 DVD set, “**Action Words**” 3 DVD set, “**Opposites and more**” and “**Brainy baby: English**”, “**Brainy baby: Animals**” DVDs and **Dr. Titzer’s “Your baby can read” 5 DVD set** to further strengthen the words he learned because children have best memory but they forget very soon also. There are about 20 words in each of these DVDs, and my son finished all of them within about one month with great ease and speed, since he has his good flashing cards and words stickers’ foundation. My son loved these DVDs very much.

Among them, “**Opposites and more**” by Baby Bumblebee has best design to arouse my son’s interest. It has 20 opposite words such as: yours, mine, big, small, top, bottom, open, close, fast, slow, stop, go, in, out, on, off... The best thing is that this DVD has supper big words on the screen so that babies would pay most of the attention on learning words reading. It has best animation illustration also. For example, when showing word: ”Mine”, there is a little animated man dragging the huge word “mine” to himself, and he pushes the word: “Yours” away to another little animated man when teaching the word: “yours.”

I spent about \$500 to buy these and some other DVDs; we liked these 3 series the most (Bee Smart Baby, Brainy baby and Dr. Titzer’s “Your Baby Can Read” DVDs) because they are focus on reading with large captions/subtitles on the screen. However, they are on about very similar beginner’s level. Choosing one set of them is actually quite enough.

He was about 13 months old then. He does not like reading flash cards at that time and loves words DVDs; he doesn’t like cartoons that without subtitles, I guess that was because he likes to read his old familiar words on the screen.

Then one time, I bought a “**My Giant Sticker Activity Book**” (ISBN: 0312490992), there are about 600 beautiful large stickers (about 100 repeated words, numbers and alphabets though), my son LOVES the book so much, he started play with those picture stickers and sometimes point and read those corresponding words he knows in the book. Too bad the words are too small, I thought; otherwise my son would love to read those 600 words! Hey, that is easy to solve. I bought some **22x28 white poster boards in**

How To Teacher Your Baby To Read Within One Year

Staples (\$0.30 each), and type all those 600 words and paste the words along with those corresponding pictures on the both sides of each poster boards. There are about 30–40 words total on both sides of each poster board.

To my amazement, my son was even excited than me. He already knew many of these words, and that makes him realizing that “he can read” and he likes that feeling. Besides, again, **babies learn fast, but forget fast as well, repetition makes perfection.** I put about 5 picture words posters on the wall of his bedroom, and we point and read together once every night before his bedtime for about 5 to 10 minutes. I had to change those posters every 3 days. Now I do not need to test him at all—he points and reads these words voluntarily. Sometimes he points to some words and looks at me—waits for me to be tested by him for fun, I would on purposely say the word wrong, he immediately points out: “ha-ha, No, mama” and say the right word to me with big grin.

One time we were having lunch, I saw him happily watching the new poster words on the wall that I taught him one time the day before. I then immediately point and read those new words to him at this good moment while he was interested in them and was in good mood. One of the words is “yacht” that I always forget the correct pronunciation, I checked the dictionary to read it to him the day before, but I forgot again that day, so I was pointing to the word and thinking, immediately I heard my son say: “yacht, mommy!”

He finished these 600 words with surprising speed within one month, because he was really INTERESTED in and LOVES those words posters as he gradually knew more and more words. Even us adults performance the best when we are truly interested in and devoted in something we like to do and with the true confidence that we are doing good and doing better and better.



- **My Giant Sticker Activity Book** ISBN: 0312490992 \$2.50 (600 large and vivid picture stickers)
- I use these picture stickers to make picture posters.
- **Big words & small pictures to focus on reading!**

How To Teacher Your Baby To Read Within One Year

My son was 14 months old, I bought another sticker book: “[First Thousand Words Sticker Book](#)” (ISBN: 0746030061) made another several hundreds picture words on the poster for him. Those stickers have very small drawings, not the actual big and colorful photos of the objects as those of “[My Giant Sticker Activity Book](#)”. But he still loves them as long as there are some pictures on them.

One time, he was reading some words on his Globe toy: “Asia” he said. Wow, he likes maps, I guess. I then bought [8 Montessori map puzzle set](#) and draw the corresponding world map poster for him and he finished learning all continental worlds and ocean words. (\$45 each puzzle in www.montessorioutlet.com, other online stores sell them for \$65 to \$150 each)



I continually draw Montessori tree parts, flower parts, frog parts, horse parts, fish parts, bird parts, and body and internal organ parts posters for him, he also finished those words with much enthusiasm.

Now it is high time to teach him to read sentences. He loves to read picture board books that have large words. But he does not like other small font books.

I spent a lot of time and money searching and reviewing the suitable higher level reading DVDs for kids in the U.S, but I could not find any at that time, I had to resell the ones I reviewed on Amazon.com disappointedly.

I started searching them from overseas. Luckily, among many DVD/VCDs I ordered, I did find about 6 sets of very good VCDs (Video CD) for all level reading that my son needs.

How To Teacher Your Baby To Read Within One Year

My son first finished [12 VCD set “You can read” + 12 picture corresponding picture books](#) within 1 month. This VCD set was originally manufactured by a famous early educational products company [“Wendy Pye Publishing Ltd” in New Zealand](#), and a Chinese company added some Chinese explanation. He was very happy that he could read all of those 12 books. This set has the similar style like Dr. Titzer’s beginning level “Your baby can read” 5 DVD set, “You can read” 12 VCDs are a good continuation on Dr. Titzer’s beginning level 5 DVDs. I usually watch 1 VCD with my son at 6:30 in the morning, but later added to 3 VCDs as he liked it more. And then [I read these 3 corresponding picture books with him at his bed time at night while he still has all the fresh memory and interest from the same morning VCD shows he watched. I point and read every word in these 3 books. I felt like it is the SHORT CUT of leading him to be an independent reader by watching DVD in the morning and reading the corresponding picture books plus listening to the corresponding audio CD at his bedtime.](#)

After that, he started watching [“Gogo’s adventures with English” 11 VCD set](#) and soon became a Gogo fan, because [Gogo has animated very fun cartoon stories to catch regular toddlers’ interest](#), they are much more fun to watch compare to the regular language DVDs. He loved them so much that he started to sing the Gogo songs “Where are we going?”, “I love my old yellow car” everyday. [Gogo is originally manufactured by famous Longman Company in United Kingdom](#). Gogo has the similar “story style” like [“Muzzy language DVD” set \(2 DVDs in English, 2 DVDs in foreign language, 1 vocabulary DVD, and 1 corresponding Audio CD. Very expensive, though—\\$199 a set, you can borrow them from the library\)](#) that is very popular in the U.S.

Then he started watching [“Franklin the Turtle” 17 VCD set](#) and became a Franklin fan. They are the same as the “Franklin the Turtle” DVDs that popular in the US market, but they were edited to suit for babies and toddlers to learn READING. Each VCD has 3–4 episodes; they are designed for Chinese students learning English. They added big sharp subtitles and “Words time” and some “good sentences slowly reading time” before each episode, really nice.

That was big leap, “Franklin the turtle” is hardest stories for him by then, and he loves watching them. The biggest benefit is that each episode has a very good educational purpose to teach kids how to be an honest student, hard working is more important than the scores, how to share with others, how to help out, and giving back is very necessary and essential to keep good friendship...

How To Teacher Your Baby To Read Within One Year

He started like to read “Franklin the Turtle” picture books series sometimes, even there were small fond words in the books. So I made some “Franklin the turtle” story posters for him.

He was born in Feb, 2004. When he was 21 months old, he can read dozens children books and read some simple children atlas. Every time when we go out, he would amaze people by reading words on the wall or reading words in the museum.

By this time, I believe he is ready for Montessori’s fun elementary curriculums. I made many picture cards in many subjects, such as art, music, botanic, zoology, geography, history, math, which can both be played on the computer and print them out. **But you should not wait for that long; I only started math dots cards, organs of the human bodies, and 50 states of the U.S.A from the beginning of my reading program. As I look back, I think I should have started all subjects including multi-foreign languages to my son by playing picture cards from the day one of my reading program.**

I got the inspiration of making the picture cards from Dr. Doman, Dr. Montessori, and an early 20th century German priest “Carl Wetter” whom using similar picture cards taught his only son Carl Wetter (he was born in 1900) to finish his 6 languages learning when he was 6 years old and finish all subjects when he was 12 years old. I read this great book “**Carl Wetter’s educational Law**” in Chinese translated edition. I searched in the U.S. and could not find any English translation editions. It was said that the Harvard University has the only copy of this book. I have no way to find its truth, but it gave me a life time thrill and inspiration before I found Dr. Doman and Dr. Montessori’s methods.

Dr. Doman states the similar picture cards without words on the same card as “**intelligence bits**”, and **similar picture cards are used in Montessori Grade 1 to Grade 6 elementary schools as essential teaching tools.**

And one of my friends suggested me to join two online educational DVD rental club www.aplusvideorentals.com and [www. Netflix.com](http://www.Netflix.com), they have huge selection of everything you need in DVDs to teach your child about any subjects at any school level from Elementary school all the way up to High school. Many parents in the U.S use those DVDs to homeschool their kids by their own without sending them to the public schools. You can find most of DVDs I recommended in these 2 website. They charge about \$20 per month for renting DVDs, you can keep at most 3 DVDs at a time and as long as you want. In this way, at least you would not waste hundreds of money to buy

How To Teacher Your Baby To Read Within One Year

ones you do not like as I did. You don't even need any knowledge of any relevant subjects, only a DVD player and a TV would be the basic tools.

However, please remember **DVDs are the SHORT-CUT and INTEREST AROUSER** to the reading program and all subjects, but the traditional flash cards and picture cards make the best foundation and strengthen the best foundation and they are essential on advanced subjects teaching. And the picture cards usually can also arouse children's attention well enough. They are used in Montessori elementary schools as essential teaching tools.

I usually hold my fast sleeping son in my arms at 6:00–6:30 in the morning and turn the DVD on, as soon as he heard the music on, his eyes were wide open and watched the DVD happily, most of the time he likes to read the sentences on the screen. I play a 30-min DVD in the morning for him, because about 30 minuets later, he became so energetic and ready to jump around like the bouncing Tigger or go out for a long walk in the nearby park.

Before the bed time, I play the picture cards on the computer for him for 5 minutes (5 minutes is enough to click on hundreds of picture cards on PC). Sometimes, he does not like to sit still in front of the computer for 5 minutes and prefer to read to picture cards that I printed out. Then, I point and read some children books for him, or he reads, or we read together for 5–10 minutes. I also put the corresponding audio CDs on at his bedtime, he likes to listen and sing along.

The rest of the time during the day, we go to playground everyday to do exercises; we play sand and stones and water together. He would pick up some wild flowers and buds and tell me: "Look, mommy, the pistil and stamen are hiding in this red-purple flower!" Oh great, that would be a perfect chance for me to teach him Botanic lesson for 2 minutes without interrupting his interest in playing! Or, sometimes he would ask for some coffee beans to play, "Sure, darling, how many do you want?"—that would be a good chance to teach him a short 2-minute lesson of adding and subtraction. He is happy like a bird like all other happy kids.

How To Teacher Your Baby To Read Within One Year

The Worries about Raising a “Mentally Unhealthy Baby Genius”

One more thought is worth to mention. Both Dr. Doman and Dr. Montessori emphasized **praise kids' “hard working” instead of praising their “smartness”**. I think it is especially important to remember this when we have a “genius child.” Soon or later, he/she will know that he/she is somewhat “different” from other kids, and he/she will probably receive tons of praising words about his/her intelligence. He/she will be easily thought that he/she might be the smartest person in the world. **That kind of thinking is very dangerous and will harm him/her in many ways in his/her life later on.** There is no such “smartest” person in the world, since there will always somebody 10 times “smarter” than he/she turns up somewhere.

China has a “one child each family” policy for 30 years, so many parents put all their energy on educating their only child. As a result, there are tons of “genius babies” turned out now and then. I remember about 7 years ago, I read a sad story in the U.S. newspaper. There was a Chinese PhD student in Harvard University committed suicide. But the reason of his suicidal was shocking. He was the only child in his family, and has always been a number one genius child and “number one” student in Qinghua University (Chinese Harvard in Beijing, China), after he enrolled in Harvard University with full scholarship award; he somehow dropped his academic score to 5th–10th in the school. He could not stand the pressure of such fact, and wished to drop out from the school and return to China. His parents were shocked and persuaded him to stay. He then committed suicide the next day.

I have read too many similar stories like this over many years; I believe there are such sad stories everywhere in the world. What is the use of being a genius but without the basic sense of being independent, strong, humble, generous, non-selfish characters?!—that is actually a mentally unhealthy genius. That is also a question so often asked to Dr. Doman by many people—what if the child becomes a mentally unhealthy genius? But it does not mean that if you educated your child to be a “genius”, he would definitely become a “selfish, arrogant, weak” genius—my dear friends, **it is us whom can shape our own dearest child to be what kind of type people—good or bad.** If you

How To Teacher Your Baby To Read Within One Year

instill your child with independent, strong, humble and generous characters from day one, he/she will most likely to be a person just like that. Or say, one should not be shocked when his/her child became a criminal or abuser if this parent says and does nothing about his/her young 5 year old child abusing little animals, even ants, for fun or for his curiosity. If we still good moral thoughts from the day one, the child will have much greater chances of becoming a person with strong and good moral characters, just like what you have done to teach your baby to read—he will most likely be able to read soon or later! But when we have a “genius child”, the environment will easily make us and the child think that our own child is the number one which is very dangerous. So we need to be extra cautious!

Dr. Montessori has the “practical life” as part of the curriculum which teach the little toddlers to put on their clothes, button buttons, wash floor, polishing silverware to learned to be independent, all material tools are one of each—to train them to be patient, wait for others. She invented this type of curriculums just because her financially secured, mid-class mother requested her to do such things: wash floor, polish silverware for certain time every week ever since she was a toddler, and later on requests her to do some knitting for the kids in the slum, and help a lame child in the slum to take a walk every week, these good deeds her mother requested her has influenced all her life. After she became the first female doctor in Italy, she cured many poor patients in the slum, not only cured them for free, she also served them to wash and feed...

There is another Chinese book “Harvard girl—Liu, Yi Ting” introducing her methods to educate her “genius girl”. She says that **she always tell her daughter she wants to be a useful person to the society, to the country, to the family, to her friends, and the last—to herself**. And her tiny toddler daughter says to her mother: “Yeah, me too.” In this way, as a result (and most likely), she really turned out to be just like that later on.

When people praised Edison about his successful 101st experiment on inventing the electronic light because he had 100 failed experiments, he says: no dear, I had 100 successful experiments about finding different materials; this is my 101st successful experiment.

Dr. Doman and Dr. Montessori told us that always teach our child to compete his performance to himself, and **only praise your child about his “hard working” instead of “smartness”; praise his/her failed but hard efforts instead of finished easy performance**.

How To Teacher Your Baby To Read Within One Year

See how much your child can achieve if he/she competes to his/her own performance yesterday—he/she is always happy because one surly will do better if he/she keeps on practicing. And the more he/she competes to himself, the better results one will get, it is a healthy circulation. That is indeed one of the most important points we should always remember from the day one.

Some Thoughts about Raising a “Healthy Baby”

I adopted 4 methods from the 20th Century German book “[Carl Wetter’s educational Law](#)” Chinese translated edition to build him a healthy body and they did work well:

1. I always get cold very often and very easily, so I wanted to build my son a good resistant immune system. I learned from the book to wash his feet in cold water when he was 2 weeks old, then graduated gave him cold shower as he got used to the cold water. As a result, he never got any cold or any illness, when everybody in the house was ill; he was the only one who would not be transmitted from the cold.
2. I did the running exercises for my son’s legs and arms for 1,000 times every day when he was 2 weeks old to 1 year old.
3. After my son can walk (11 months old), I go out with him for a long walk or in the playground to do exercise every day, and that is also a best opportunity to teach him any subjects spontaneously without a tiny trace of boringness whenever he was interested in flowers (botanic), berries (math), spiders (zoology)···
4. I never offered him cookies, icecreams, candies, cakes and sodas; I only gave him fruits for little snacks; cold water, milk for beverages; fish, seafood, meat, vegetables, rice and bread for meals.

How To Teacher Your Baby To Read Within One Year

For Parents Who Have to Work but Still Want To Teach Their Babies to Read


For parents who have to work and do not have much time to be with their children, or if you feel too overwhelmed about preparing all these tons of materials for the kids, the simplest and still very efficient methods to teach your baby to read within one year is:

1. If you baby is below the walking age (from 1 week old to 1 year old).
 - The simplest, fastest, and the most efficient way is starting with “Words Cards” or “Picture Cards” on the computer screen for at least once a day. You can click 100 to 300 hundred words cards within 5–6 minutes. Just like feeding your baby, he/she will let you know when to stop.

Word Cards:



Picture Word Cards:



- You can type on the Microsoft “word” document or “Power Point” to create “words cards” and “picture cards”. One word per page.
- Repeat each group of words for one week.
- Repeat 10 times for the whole 1,000 words.
- Teach any subjects such as multi-languages, math, music, art, botanic and zoology that you can manage by using “picture cards”.
- Put words stickers on every object possible in the house.

How To Teacher Your Baby To Read Within One Year

For Parents Who Have to Work but Still Want To Teach Their Babies to Read (continued)

- Add “Beginning level language DVDs” when your baby is 3-month old, once a day. And then level 1, level 2… DVDs. Play each level DVD for 1 month.
2. If your baby is older than the walking age (1 year old and up):
- Try with the above method #1 first, if your toddlers can sit still for 5 minutes in front of the computer screen. (Generally, the PICTURE WORD CARDS will arouse better interest than the “word cards” without pictures for toddlers). If he/she does not interested in it, then:
 - Start with “Beginning level language DVDs (single words)” to arouse their interest, and then level 1 (single words and simple phrases), level 2 (simple phrases and sentences)… DVDs, play each level DVDs for 1 month.
 - Put words stickers on every object possible in the house.
 - After watching 1 to 2 months of language DVDs, add “picture cards” to play on the computer screen again to teach any subjects such as multi-languages, math, music, art, botanic and zoology that you can manage by using “picture cards.”

*For more details about the [Word Cards/Picture Word Cards](#), please read [page 20](#).

**For more details about [teaching your child any subjects from the day one of your reading program](#), please read [page 21](#).

**For more details about the [different level of language DVDs](#), please read the specific section on [Page 26](#).

**For more details about the [different level of foreign language DVDs](#), please read the specific section on [Page 29](#).

How To Teacher Your Baby To Read Within One Year

For Parents Who Have More Time To Teach Their Babies to Read

Besides using the above 3 basic methods:

- Computerized Word Cards/Picture Cards;
- Words stickers on the objects in the house;
- Language DVDs.

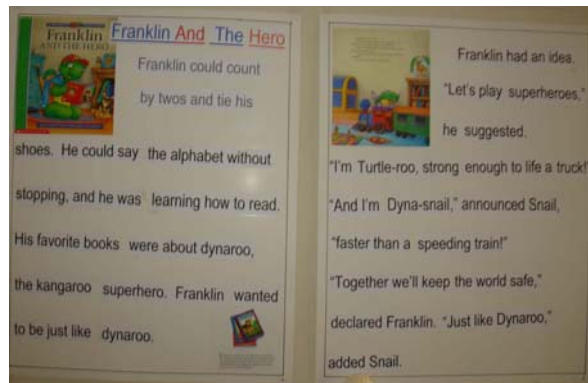
You can add the following 2 methods to build strongest foundation and get best results:

- Regular Flash Cards (Printed out 5"x8" Word Cards / Picture Cards)
- Picture Words Posters (Beginning level)
- Picture Story Posters (higher level).

Picture Words Poster:



Picture Story Poster:



How To Teacher Your Baby To Read Within One Year

WORD CARDS and PICTURE CARDS On the Computer

- [Easiest and fastest way for young babies, and toddlers that can sit still for 5 minutes in front of the screen.](#)

Word Cards:



Picture Word Cards:



- Choose 1,000 the most basic and important words from the dictionary.
- Type these 1,000 words on the word document or power point, one word per page, red color, 200 font sizes.
- I attached a 1,000 English words and Math dots 1–100 PDF file ready for you to play page by page on the computer. You place the pointing arrow on the screen to the right bottom side of the scroll bar, LEFT CLICK one time on the mouse; it will turn to the next page directly. Or you can press “page down” button on the keyboard.
- Hold your baby on your lap facing the screen.
- Play and say each word page by page on the screen for your child (one word per page). Do the same to the “1–100 Math Dots” cards and “Math addition”, “math subtraction”, “math multiplication”, and “math division” cards.
- Play and say 100 to 300 words each time (1 to 2 seconds per word).

How To Teacher Your Baby To Read Within One Year


- At least once before bedtime.
- Repeat 1 week for each group of words.
- Repeat 10 times for the whole 1,000 words.
- Putting words stickers on every object possible in your house, and read one time as soon as your baby gets up in the morning and one time before bedtime, and whenever he shows interest on the words.
- You can teach your child any subjects that you can manage (reading, math dots, math, 50 states, presidents, botanic, zoology, medical terms...) by using "PICTURE WORDS" flash cards on the computer or print them out as regular flash cards. Only pictures and big names at the beginning level. Pictures and big names with simple definitions at level one and so forth.
- Play the beginning level language DVD once every day for your child (3 months old and up).
- In addition to computer cards and DVD, printing the flash cards out and read to your child one by one once every day to your child would make the best results.
- Buy any set of beginning level language DVD (single word), play each DVD for your child once every day for 1 month.
- DO NOT teach your child numbers (1, 2, 3, 4) before you teach him/her QUATITIES (math dots, or actual objects) if you want him/her understand Math and learn Math really well. Because only quantities represent the real counting, numbers (1, 2, 3, 4...) are only Symbols.

How To Teacher Your Baby To Read Within One Year

Teaching your child any subject from the fist day
Of your reading program— Level 1

- Using [5"x 8" Picture Flash cards](#) to teach your child higher level curriculum. Such as World Map, 50 States, US Presidents, World Flags, or even Medical Anatomy words if you like...
- **We human being have different potentials at varies age. As for babies, their best ability/potentials are "absorbing RAW FACTS", NOT rules and grammars. They absorb raw facts and will be able to follow and create the rules and grammars by themselves.** Dr. Jennet (Dr. Doman's daughter) told us a story that a baby says "mailer" when he saw a postman. He is absolutely right to create such brilliant word since he followed our English rule about "dance→ dancer", "teach→teacher"... It happened to my son as well, he adds "s" sound to the apple when he says "many apples". He makes pronunciation to new words following the pattern that he sensed. For quite a long time, he would pronounce the state "Arkansas" with a "s" sound at the end since that is the usual rule that he sensed! For some time, he liked to add "the" in front of every noun, such as "the mommy", "the daddy"...
- **Only pictures and big names words.**

The U.S. Presidents:



The Flags of the World:

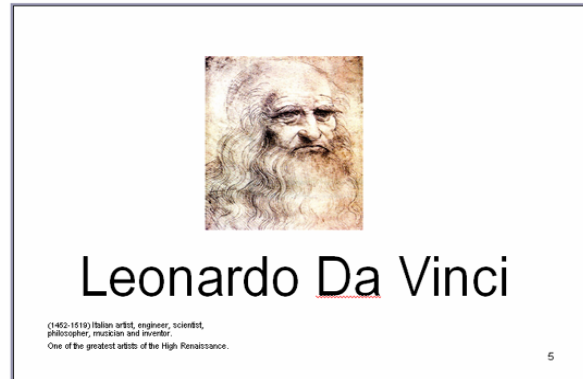


How To Teacher Your Baby To Read Within One Year


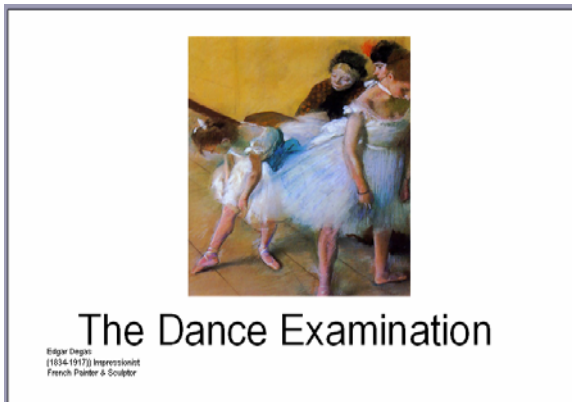
The 50 States of the U.S.A:




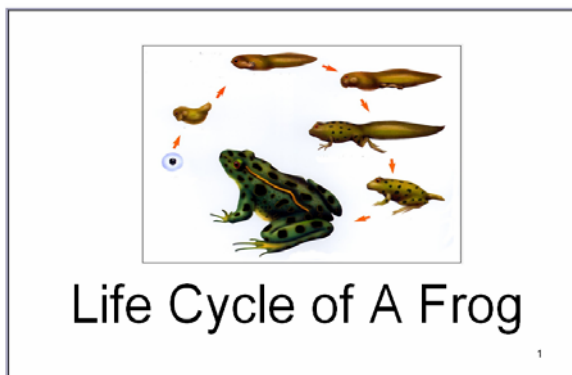
The Famous Artists:



The Masterpieces of the Artists:

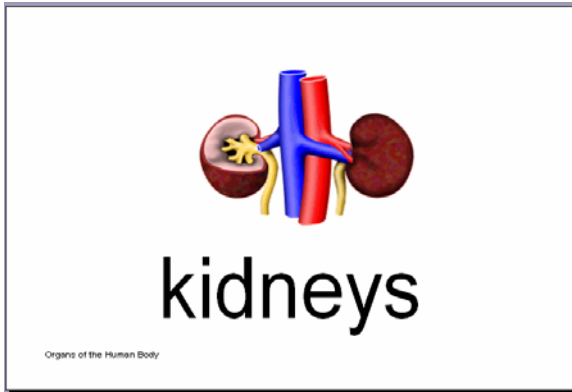


The Life Cycle of a Frog:

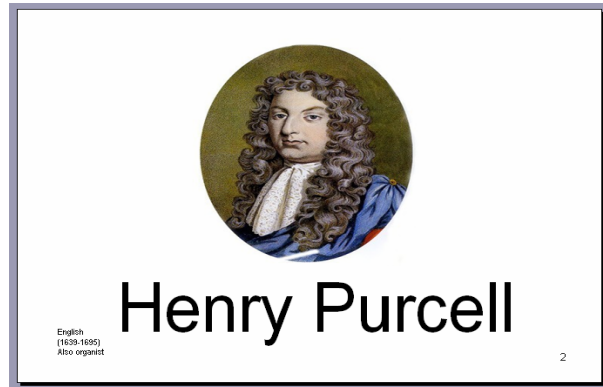


How To Teacher Your Baby To Read Within One Year

The Organs of the Human Body:




The Famous Composers:



The Musical Instruments:



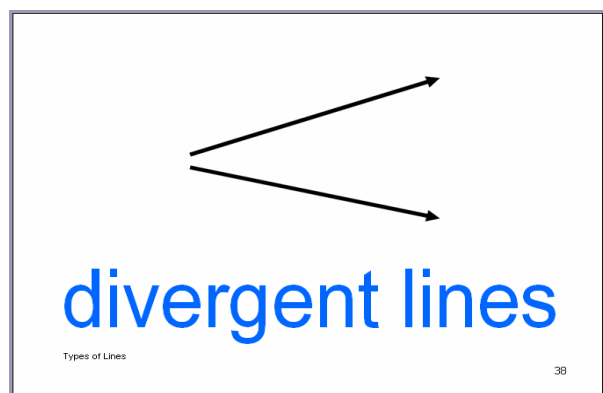
The Musical Notes & Symbols:



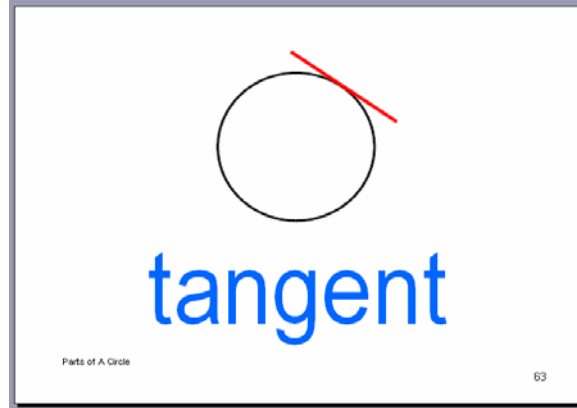

The Geometry:



The Geometry:



How To Teacher Your Baby To Read Within One Year



When your child has the basic reading ability and is ready for more advanced level — Level 2

- That will be the best time to introduce Montessori Elementary methods to your child...
- Using [8.5"x 11"Picture Flash cards with simple explanations](#) to teach your child higher level curriculum for all subjects.
- [Pictures and big names words, plus simple explanations and definitions.](#)
- [Adding more and more details to the subject picture cards in level 3 and so forth...](#)

How To Teacher Your Baby To Read Within One Year

Different Levels of Language DVDs

1. Beginning Level: (any one of the following sets is enough)

- “Your baby can read” 5 DVD set—by Dr. Titzer
- Or:” **Baby bumblebee action Words**” 3 DVD set + “**Baby bumblebee vocabulary builder** multilanguage”5 DVD set + “**Baby bumblebee Opposites and more**” DVD. The “vocabulary builder” vol. 1, 2, and 3 has 5–Multilanguage feature: English, Spanish, French, German, and Japanese.
- Or: “**action Words**” 3 DVD set + “**vocabulary builder** multilanguage”5 DVD set + “**Opposites and more**” DVD. The “vocabulary builder” vol. 1, 2, and 3 has 5–Multilanguage features: English, Spanish, French, German, and Japanese.
- Or: “Brainy baby: English” DVD + “Brainy baby: Animals” DVD.
- Or: any suitable you can find: they should be **single and BIG words and simple short phrases on the screen.**

2. Level 1


- READINGS DVDs that have **words, phrases, and short sentences.**
- E.g.: “**You Can Read**” 12 VCDs + 12 **Picture Books**” set by “Wendy Pye Publishing Ltd” in New Zealand. It has the similar style like Dr. Titzer’s “You Baby Can Read” beginning level 5 DVD set.



How To Teacher Your Baby To Read Within One Year

3. Level 2

- READINGS DVDs that have **simple sentences and simple stories**.
- E.g.: “Gogo’s Adventures with English” 11 VCD set by famous Longman Company in United Kingdom. It has very fun stories to watch. It has very similar style like “Muzzy Language DVD set”, it equivalents to “Muzzy” level 1 thru 2.



4. Level 3

- READINGS DVDs that have **simple to longer stories**.
- “Franklin the turtle” series DVDs
- My son loves “Franklin the turtle”, they are wonderful series besides learning reading, every episode teaches kids a good moral deed such as being honest without cheating in the exams, study hard is more important than having good grades in the exams, help others without being wanted to be famous, giving back is very essential to keeping good friendships... You can find them in Amazon.com.



How To Teacher Your Baby To Read Within One Year

5. Level 4

- “The classic Disney stories series” DVDs that have LARGE SUBTITLES, this will prepare your child to read these great classic children books by themselves soon.
- E.g.: “The Little Red Riding Hood”, “Alice in Wonderland”, “Pinocchio”, “The Fox and the Hound”...
- E.g.: “Finding Memo” DVD has very sharp subtitles.

Math DVDs

- **Math DVDs**— for children 1 year old and up.
- (www.rocknlearn.com) You can watch the sample DVDs on the website. \$19.99 each, but you can buy them for \$12 each on www.amazon.com.
 1. Play “1–50 Math Dots Cards” for your child once every day for 2 months before you introduce the Math DVDs.
 2. DO NOT teach your child numbers (1, 2, 3...) before he/she finishes the “Math Dots cards” and number words (one, two, Three...)
 3. Create “Math addition, subtraction, multiplication, and division cards” by using “math dots” on the Microsoft Word document or Power point. (I attached the sample “Pooh bear’s math addition” file for your reference.) Teach them “QUANTITIES” before “NUMBERS” when you teach your child Math.
 4. “Rock N’ Learn Addition and Subtraction Rock” (\$12 each on Amazon)
 5. “Rock N’ Learn Multiplication Rock”
 6. “Rock N’ Learn Division Rap”
 7. “Rock N’ Learn Fractions and Decimals Rock”

How To Teacher Your Baby To Read Within One Year

Different Levels of Foreign Language DVDs

--For children 3 months old and up

1. Beginning Level:

- "Baby bumblebee vocabulary builder Vol. 1-3" Multilanguage 3 DVD set. The "vocabulary builder" vol. 1, 2, and 3 has 5-Multilanguage feature: English, Spanish, French, German, and Japanese.
- Or: any suitable you can find: they should be **single and BIG words on the screen.**

2. Level 1

- "Rock N' Learn Spanish"
- "Rock N' Learn French"
- "Lyric Spanish" DVD, Audio CD, and book set. Really, really nice!!! Very long-time DVD and big sharp subtitles in both foreign language and English! Can teach level 2 English reading as well!
- "Lyric French" <http://www.pentonoverseas.com/lyric-language.htm> (\$12 each on www.amazon.com)
- "Muzzy Spanish level 1", "Muzzy French level 1", "Muzzy Chinese level 1" or any other "Muzzy foreign language DVD" set. (They are very expensive \$199 each set in the U.S market; you can borrow them from the local library.)

3. Level 2

- "Muzzy Spanish level 2", "Muzzy French level 2", "Muzzy Chinese level 2" or any other "Muzzy foreign language DVD" set.



How To Teacher Your Baby To Read Within One Year

In Addition to Foreign Language DVDs

- In addition to foreign language DVDs, type and print or write every corresponding words in the DVD on the flash cards out and play and read them on the computer or as regular flash cards, read to your child one by one once every day to your child would make the best results.

- **How to read if you do not know that foreign language?**
 - **Easy**—Type or write the cards out, write the pronunciation of every foreign language word out on the left bottom corner in the phonetic symbol that you know. And read them out to your child!

- **What if your pronunciation and accent is terrible?**
 - **Do not worry**—Little Children can decode your terrible pronunciation to perfect pronunciation that they have learned from DVD or audio CD.
 - Have you ever noticed that little kids from the family that do not speak English or English as their second language can speak perfect English that they learned from school without any tiny accent?
 - The “terrible” pronunciation and accent will stay only if your child has no any other source of hearing other standard pronunciation. So play DVDs and audio CDs would be the good source of correcting his/her pronunciation.

How To Teacher Your Baby To Read Within One Year

Regular Flash Cards

(Printed Out Word Cards & Picture Cards)

1. Words—

- **Choose 1,000 the most basic and important words** from the dictionary.
- (I attached a 1,000 English words PDF file ready for you to print)
- (You can click “file” → “print setup” → “paper size” to choose different size: US index 5x8 or “letter”8.5x11 for card stock)
- Choose words for each subject.
- **Material—**
- Write the words on the cards or **type & print them on the cards.**
- Ink Cartridge—the famous brand ink will cost \$35 each. **You can order several “first time recycled ink” for about \$8–12 each incl. shipping from eBay,** the quality is as good as famous brand ones. I bought mine **5 ink cartridge pack (2 colore/3 black) for \$43.99 + \$6.99 shipping** from an eBay store “goldrenselling2005”.
- **5”X8” index cards** (500 cards for \$8.98 in Staples) **or 8.5”X 11” cardstock** (250 cards for \$8.98 in Staples). Do not use 4”x6” cards, they are too small.
- **I recommend 5”x8” white index cards. They are very inexpensive and easier to organize and easier to hold than 8.5”x11” cards when you read to your child.**
- Buy 1 index cards box to organize the 1,000 cards.
- Classified and well organized by each subject in boxes.



How To Teacher Your Baby To Read Within One Year

2. Math Cards 1–100—

- I attached a 1–100 math diamonds cards that downloaded from an early education website ready for you to print.
- **Material—**
 - **8.5”X 11.5” cardstock.** (5”X8” index cards are too small for math cards!)
 - Buy 1 cards box to organize the math cards.
 - Classified and well organized in boxes.

3. How to Print The PDF Cards File on 5”x8” or 8.5”x11” White Index Cards:

- ❖ Place the index cards vertically on the right inner side of the tray of the printer.
- ❖ Open the “1,000 Words” or math PDF file, → click “File” → click “Print” → from “Paper handling”—“paper scaling” drop down menu, choose “Fit to print margins” (Otherwise there might be some portion of the card be printed!!!)→ click “Properties” → click → “Paper/Quality” to choose “Black and White” or “color” (default is “color”→ click “Advanced” → from “Paper/Output” –“Paper Size” drop down menu, choose “US Index Card 5x8”—click “OK”→ click “OK” → click “OK” to print.

4. Reading Methods for regular flash cards—

- ❖ Take 10 to 20 words cards or 20–30 words (not more than 50) in 1 subject and read to your baby 1–2 times a day for 1 week. (Just as feeding milk to your baby, your baby will let you know when to stop.)
- ❖ Then take another 10 to 30 words cards to continue until 1,000 cards are done.
- ❖ Start with body words or family words that he likes first.
- ❖ How many words and how many times are actually all depends on you whenever you have the time. But at least once before the bedtime or twice everyday.
- ❖ Be consistent and read with lovely voice are the most important. Babies memorize things fast, but also forget very fast. Repetition makes perfection!
- ❖ Of course the more intense reading program within your baby’s interest range would have faster results.)

How To Teacher Your Baby To Read Within One Year

5. Extra efforts:

- Putting words stickers on every object possible in your house, and read one time as soon as your baby gets up in the morning and one time before bedtime, and whenever he shows interest on the words.
- Buy a bookshelf in your baby's bedroom, filled with picture books that have huge words, put board pictures books and other simple picture book on the lower level that your child can reach to instill / influence his/her reading habit. Soon or later, he/she will pick some ones he/she likes—to read!
- Whenever he/she shows any interest in any words in the book or anywhere, point and read them to him loudly and immediately!
- If you teach multi-languages to your baby, better start with languages other than English first or simultaneously, since he/she will have much more opportunities to practice English, and make your English reading teaching much more easily. – I got this lesson from my son. Because English is my second language that is not perfect as I expected, so I decided to teach him English first with the hope that he can communicate with others more easily. The result is, now I have to spend much, much harder effort to teach him Chinese, Spanish, and French. And he will have nobody to practice Chinese and other languages besides English when I send him to the Montessori school...
- Teaching multi-languages to your baby simultaneously will take the least effort and most advantages and best/fastest results. I consulted this question to Dr. Doman's daughter Dr. Jennet when I took the training course in their "The Institute of Human Potentials", she told me to teach multi-languages SIMULTANEOUSLY. However I did not follow in the fear that it might confuse my son with too many languages. Now I see that it is the biggest mistake I have made that have delayed his process of learning multi-languages. I found out that multi-languages are just like the difference between synonyms in one language to the baby, such as the differences between "GOOD" and "NICE", or "BEAUTIFUL" and "PRETTY". They might be too complicated to us adults, but never to babies. My son often says some words he knew in both Chinese and English, just as he

How To Teacher Your Baby To Read Within One Year

often say synonyms in his expression, something like: “Wow, look, this pink flower is so beautiful, it is really pretty!”

6. Starting Age—

- ❖ The younger the better, especially better started before your baby can walk!
- ❖ The young babies have nothing to do besides staring around. The introducing of reading words cards to them arouse their interests very easily, since it is far more interest than staring at the ceiling.

7. Important Note—

- ❖ Always begin reading when your baby is fully energetic.
- ❖ The reading routine every day will build up the reading habit for your baby which is very important because once your baby reaches walking age, he/she will have too much temptation to other things. A good reading routine will be part of his activities automatically.
- ❖ Use soft and beautiful voice to intrigue your baby’s interest.
- ❖ Read each word quickly.
- ❖ Just as feeding milk to your baby, your baby will let you know when to stop
- ❖ If your baby does not interested in the plain back and white words, stick some corresponding pictures on the cards or on the back of the cards. It makes big difference.

8. What to do when he/she seems lose interest to reading program—or if you start your reading program after he/she can walk and he/she is not interested.

- ❖ Every child is different, some are very cooperative and obedient, and some are more active. But it happens most when your child is able to walk since he had tons of new things to explore once the child can walk.

How To Teacher Your Baby To Read Within One Year

- ❖ Stick the corresponding words on most of the objects in the house including his/her bedroom. Point and read the words whenever he/she likes and at every opportunity.
- ❖ Make picture words posters on the 22"x28" poster boards. Hang them on his/her bedroom and in the house. Hang them as low as he/she can touch or point.
- ❖ **Watching the beginning level READING DVDs with the child is the magic key and the shortcut to any children who do not like flash cards.**

9. Watching suitable level READING DVDs with the child can greatly boost the reading ability—even when the child has done the computerized words cards or regular flash cards reading program very well.

10. Starting single words first, but you do not need to start with simple and short words first, because baby recognizes one word as one whole picture snap that captured in their mind like a camera. Easy words or hard words make no differences to babies. So **do not think** he/she can not be taught with 50 states words or internal organ/medical words that you could not memorize.

How To Teacher Your Baby To Read Within One Year

Picture Cards Posters

1. Choosing Words—

- ❖ Choose 1,000 the most basic and important words from the dictionary.

2. Material—

- ❖ Buy 2 identical “children’s picture dictionary”, or “big sticker book”.
- ❖ Buy 50 22X28 poster board in Staples (\$0.30 each).
- ❖ Type and paste 30–40 pictures and words on both sides of each board.



3. Methods—

- ❖ Tape the picture words posters on the bedroom of your child’s bedroom, on the dining room, and his play room.
- ❖ Point and read those words for your child before every nap time and bedtime, and whenever he/she is watching or pointing to those words.

4. Why—

- ❖ Children love to point and read the beautiful picture words.
- ❖ They can finish 1,000 words posters within 3 months because they are interested in them thus leaning them with the amazingly speed!

How To Teacher Your Baby To Read Within One Year

- ❖ When your child has finished 1,000 words, you should point and read to him/her books that have **big words**, the bigger the better. And watch classic children DVDs that have big subtitles, and that will boost their reading even faster.
-

Recommendations of Some Books and DVDs

1. Recommended Books from www.Amazon.com (MUST READ—buy used to save money!):

- ❖ “How to teach your baby to read” by Dr. Glenn Doman ISBN: 0895295970 \$ 1.73.
 - There are also DVD version of this book available only at “The Institute of Human Potential” or their online store (www.iahp.org), there are many examples of how to presenting reading cards to babies and toddlers.
- ❖ “How to teach your baby math” by Dr. Glenn Doman.
 - There are also DVD version of this book available only at “The Institute of Human Potential” or their online store (www.iahp.org), there are many examples of how to presenting math cards to babies and toddlers.
- ❖ “How to multiply your baby’s intelligence” by Dr. Glenn Doman
 - It has the above 2 (reading & math) part and encyclopedia teaching part.
- ❖ “The discovery of the child” by Dr. Maria Montessori ISBN: 0345336569 \$4.00
 - Introducing all her (Montessori) teaching methods in great detail!

How To Teacher Your Baby To Read Within One Year

2. Good Material books:

- ❖ **My Giant Sticker Activity Book** ISBN: 0312490992 \$2.50 (600 large and vivid picture stickers)
- ❖ **First Thousand Words Sticker Book** (ISBN: 0746030061) \$4.50
- ❖ **The American Heritage**: Picture dictionary (ISBN: 0-395-69585-6) \$1.00
- ❖ **Scholastic Visual Dictionary** (ISBN: 0-439-05940-2) \$16.00

2. DVDs/VCDs from www.Amazon.com or www.half.com :

- ❖ **Beginning Level** (Option 1): (about \$18 each DVD)–**about 40 words per DVD**
 - “**Brainy Baby: English**” DVD by Brainy Baby **ASIN:** B00008G8W9
 - “**Brainy Baby: Animals**” DVD by Brainy Baby **ASIN:** B000063UYN
- ❖ OR: **Beginning Level** (Option 2): (about \$12 each DVD) –**about 20 words per DVD**
 - “**Bee Smart Baby Vocabulary Builder**” DVD Vol.1–5 set by Baby Bumblebee
 - “**Action Words**” Vol. DVD 1–3 set by Baby Bumblebee **ASIN:** B0001Q5TUE
 - “**Opposites and more**” DVD by Baby Bumblebee
- ❖ OR: **Beginning Level** (Option 3): (about \$65 a set or \$15 for each DVD) --- **about 20 words per DVD**
 - “**Your baby can read**” DVD Vol.1–5 set by Dr. Titzer **ASIN:** B000EGD4US
- ❖ “**Rock N’ Learn Spanish**”
- ❖ “**Rock N’ Learn French**”
- ❖ “**Lyric Spanish**” DVD, Audio CD, and book set.
- ❖ “**Lyric French**” <http://www.pentonoverseas.com/lyric-language.htm> (\$12 each on www.amazon.com)
- ❖ “**Muzzy Language DVD**” Level 1 & Level 2
 - “**Muzzy Chinese**” Level 1 & Level 2
 - “**Muzzy Spanish**” Level 1 & Level 2
 - “**Muzzy French**” Level 1 & Level 2

How To Teacher Your Baby To Read Within One Year

3. Teaching DVDs Rental Website for all school level: (\$20 a month)

- www.aplusvideorentals.com
- www.Netflix.com

You can find DVDs in any subjects for all school level (Preschool to Grade 12).

Picture Examples:

1. Material pictures:

- 5"x8" index cards and box from Staples.
- 8.5"x11" Card Stock cards from Wal-Mart.
- Type and print—1 day to prepare all 1,000 flash cards.

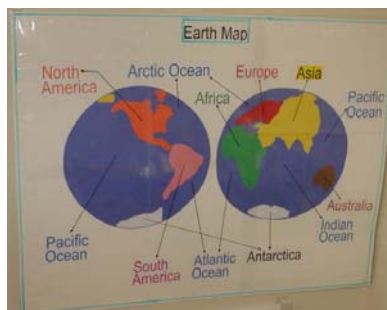


How To Teacher Your Baby To Read Within One Year



2. Geography Poster pictures (higher level)


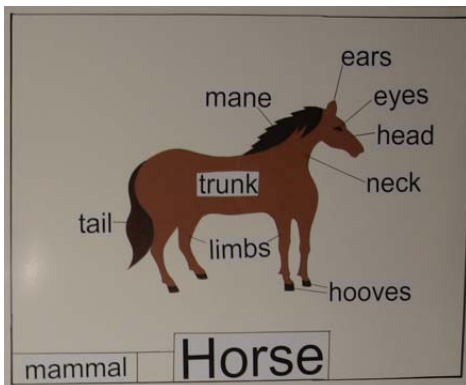
- Use 22"x28" poster boards from Staples (\$0.30 each)
- Use sorted-colored papers to cut images & paste on the poster board.
- I bought Montessori 8 map wood puzzles from www.montessorionet.com (\$45 each) and draw the outline of the wood puzzles on colored paper to cut and paste the map posters.



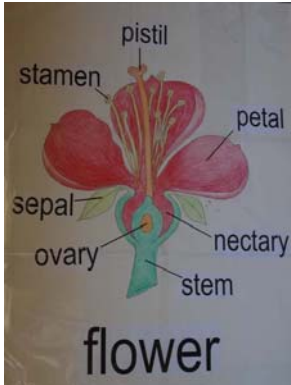
How To Teacher Your Baby To Read Within One Year



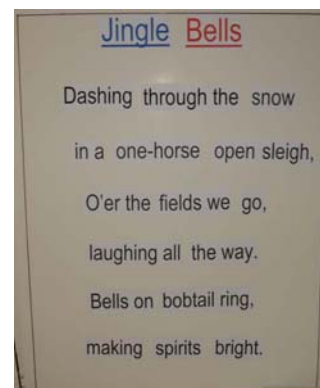

3. Zoology, Botanic, Musical Instruments & Body Pictures:



How To Teacher Your Baby To Read Within One Year



4. Math and Language pictures:



How To Teacher Your Baby To Read Within One Year

- My Giant Sticker Activity Book ISBN: 0312490992 \$2.50 (600 large and vivid picture stickers)
- I use these picture stickers to make picture posters.
- **DO NOT teach your child numbers (1, 2, 3, 4) before you teach him/her QUATITIES (math dots, or actual objects) if you want him/her understand Math and learn Math really well. Because only quantities represent the real counting, numbers (1, 2, 3, 4...) are only Symbols.**

